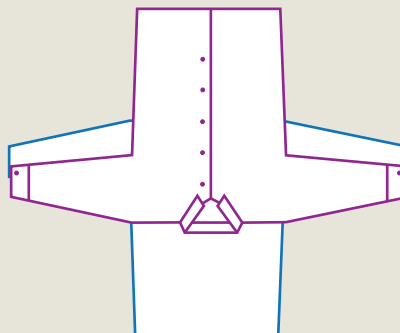


Bundle Wrapping Instructions (Best performed on a flat surface like a bed) **Red Oxx** Sky Train Carry-on

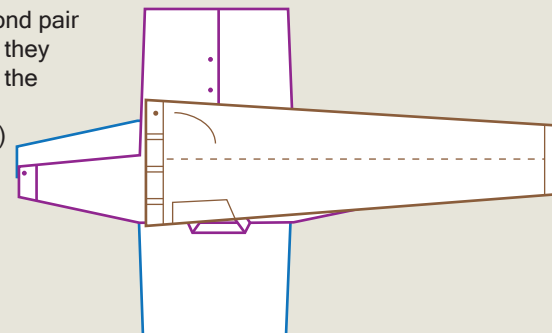
- 1** Shirt/jacket
(remember that jackets, unlike shirts, face downward)



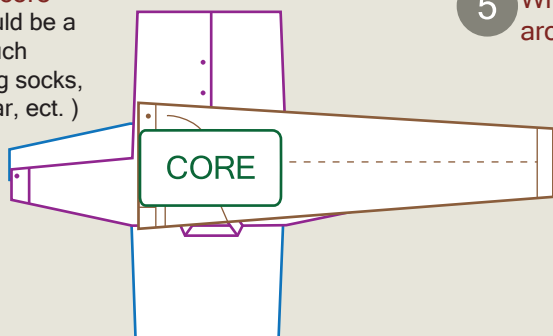
- 2** Another shirt or jacket



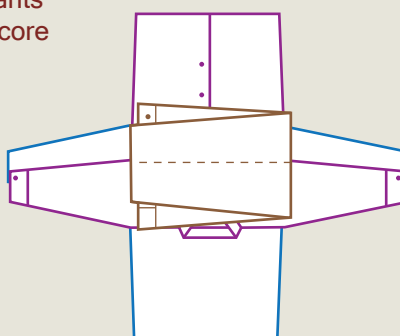
- 3** Pants
(If a second pair is added, they extend in the opposite direction)



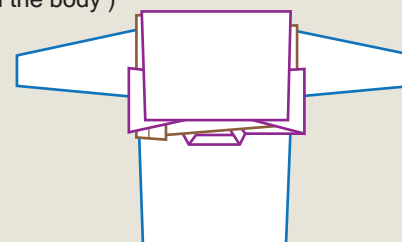
- 4** Add the core
(This could be a small pouch containing socks, underwear, ect.)



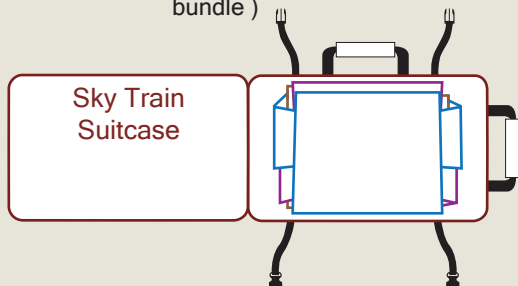
- 5** Wrap pants around core



- 6** Wrap shirt around bundle
(wrap the sleeves first, then the body)



- 7** Wrap final shirt/jacket around bundle
(then place inside suitcase with straps free of bundle)



- 8** Connect internal tie-downs

